

SOFTWOOD MOULDINGS

SKIRTINGS AND BACKMOULDS



All sizes are nominal.
Please note: drawings are not to scale.

WE CAN
ALSO MACHINE
SPECIAL PATTERNS
TO SUIT YOUR
REQUIREMENTS.

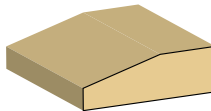
6210 Pencil Round
19mm or 25mm thickness, 50mm and wider



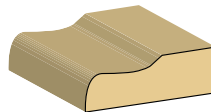
6220 Twice Pencil Round
19mm or 25mm thickness, 50mm and wider



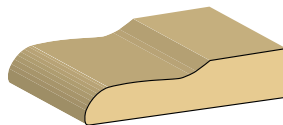
6230 Chamfered
19mm or 25mm thickness, 50mm and wider



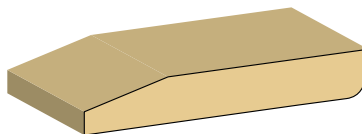
6240 Lambs Tongue
19mm x 50mm



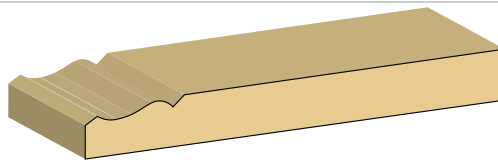
6250 Lambs Tongue
19mm x 75mm and wider



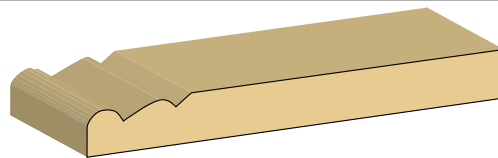
6260 19mm Dual Mould
(Pencil Round & Chamfer) 75mm and wider



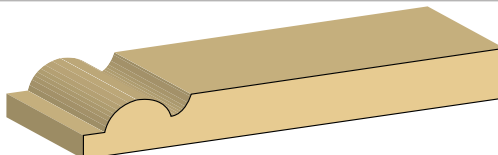
6010 Sunderland Ogee
19mm or 25mm thickness, 75mm and wider



6020 Hexham Ogee
19mm or 25mm thickness, 75mm and wider



6030 Torus
19mm or 25mm thickness, 75mm and wider



Any two of these
patterns can be
combined to
produce dual
skirting.



FELLING ONLY

SOFTWOOD MOULDINGS

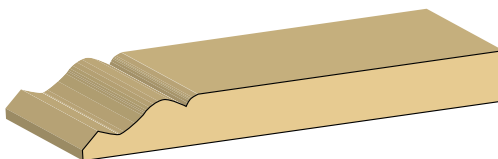
SKIRTINGS AND BACKMOULDS

All sizes are nominal.

Please note: drawings are not to scale.

6040 Jarrow Ogee

19mm or 25mm thickness, 75mm and wider




6050 Ovolo

19mm or 25mm thickness, 75mm and wider

Ogee

18mm x 70mm

and 14.5mm x 120mm



These 2 patterns can be combined to produce dual skirting.

6060 Antique

19mm thickness, 50mm and wider.

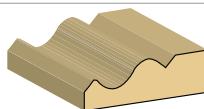
Window Board

25mm x 220mm

25mm x 245mm

25mm x 270mm

25mm x 295mm



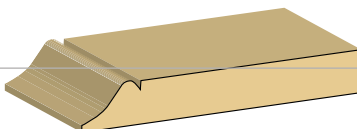
9008 Berwick Ogee

19mm thickness, 75mm and wider

Door Casing

30mm x 78mm

30mm x 108mm

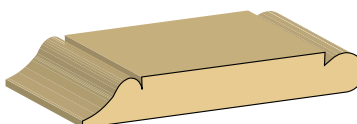


9008 Berwick Ogee & Bead

19mm thickness, 75mm and wider


30mm x 158mm

30mm x 198mm



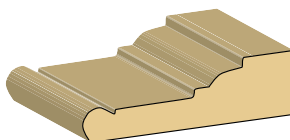
1130 Beaded

19mm thickness, 150mm



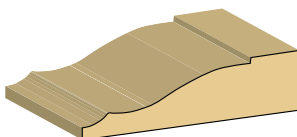
8146 Alnwick pattern

25mm x 75mm



8152 Manchester pattern

25mm x 75mm and wider



WE CAN ALSO MACHINE SPECIAL PATTERNS TO SUIT YOUR REQUIREMENTS.

Contact Sales on **0191 489 8231** or **0191 469 8743**



FELLING ONLY



More than **H**ardwoods & **S**oftwoods

SOFTWOOD MOULDINGS


TONGUED AND GROOVED FLOORINGS AND CLADDINGS



All sizes are nominal.
Please note: drawings are not to scale.


112 T & G

Various thicknesses and widths.
All machined to BS 1297



6610 TG & V 2 Sides

19mm and 25mm thickness, 100mm and wider



130 TG & V 1 Side

12mm to 32mm thickness, 100mm and wider



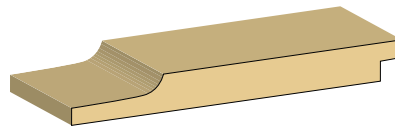
6625 Spooled Weatherboard T & G

16mm or 19mm thickness 100mm and wider



6620 Spooled Weatherboard

19mm x 100mm and wider



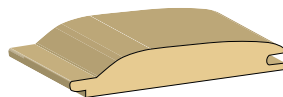
9014 Chanel Lining

19mm x 100mm



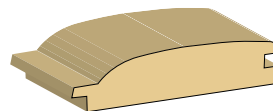
6630 Log Effect

19mm x 100mm



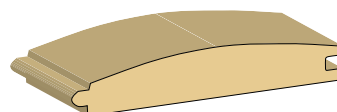
6640 Log Effect

25mm x 100mm



6650 Log Effect

25mm x 125mm



WE CAN
ALSO MACHINE
SPECIAL PATTERNS
TO SUIT YOUR
REQUIREMENTS.



FELLING ONLY

Contact Sales on **0191 489 8231** or **0191 469 8743**

More than **H**ardwoods & **S**oftwoods

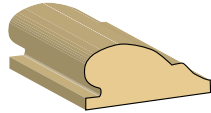
SOFTWOOD MOULDINGS

PICTURE, DADO AND DELPH MOULDINGS

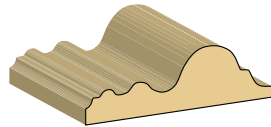


All sizes are nominal.
Please note: drawings are not to scale.

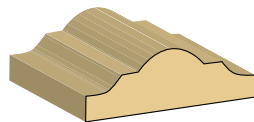
6110 Picture Rail
25mm x 50mm



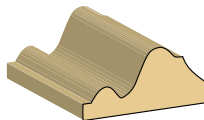
6120 Dado Rail
25mm x 75mm



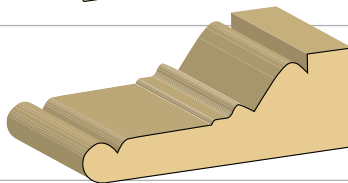
6130 Dado Rail
25mm x 63mm



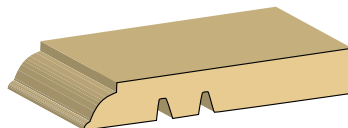
6140 Dado Rail
25mm x 50mm



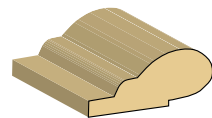
6150 Picture Rail
38mm x 100mm



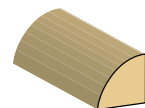
6160 Delph Rack
19mm x 100mm



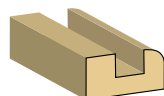
6170 Picture Rail
25mm x 50mm



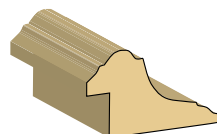
6180 Quadrant
19mm x 19mm
25mm x 25mm



AW10 Ingoe Groove Implant
19mm x 33mm, fin 14mm x 27mm
with 13mm implant



8187 Bolectian Mould
32mm x 50mm, fin 27mm x 44mm
with 7mm x 15mm implant



WE CAN
ALSO MACHINE
SPECIAL PATTERNS
TO SUIT YOUR
REQUIREMENTS.



FELLING ONLY

Contact Sales on **0191 489 8231** or **0191 469 8743**

More than **H**ardwoods & **S**oftwoods

SOFTWOOD MOULDINGS

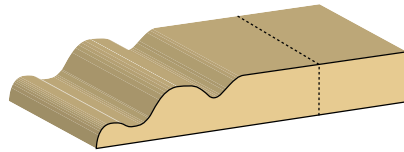
MDF MOULDINGS AND WINDOW BOARDS

SUPPLIED AS PRIMED

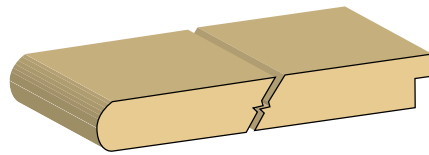


All sizes are nominal.
Please note: drawings are not to scale.

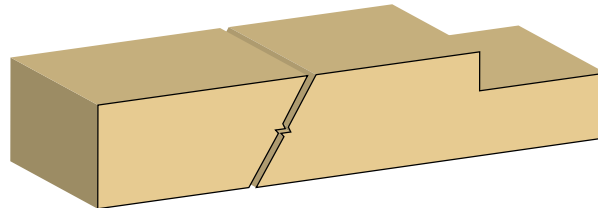
Ogee
18mm x 70mm
and 14.5mm x 120mm



Window Board
25mm x 220mm
25mm x 245mm
25mm x 270mm
25mm x 295mm



Door Casing
30mm x 78mm
30mm x 108mm
30mm x 158mm
30mm x 198mm



WE CAN
ALSO MACHINE
SPECIAL PATTERNS
TO SUIT YOUR
REQUIREMENTS.



FELLING ONLY

Contact Sales on **0191 489 8231** or **0191 469 8743**

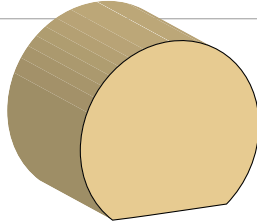
More than **H**ardwoods & **S**oftwoods

SOFTWOOD MOULDINGS

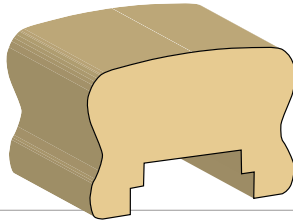
HANDRAILS AND BASERAIL



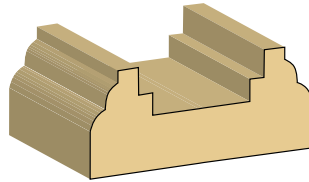
6310 Mopstick Handrail
50mm x 50mm



6320 Handrail
50mm x 75mm
to take 32mm or 41mm spindles



6340 Base Rail
38mm x 75mm
to take 32mm or 41mm spindles



WE CAN
ALSO MACHINE
SPECIAL PATTERNS
TO SUIT YOUR
REQUIREMENTS.



FELLING ONLY

Contact Sales on **0191 489 8231** or **0191 469 8743**

More than **H**ardwoods & **S**oftwoods

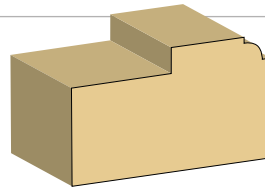
SOFTWOOD MOULDINGS

DOOR FRAME LININGS, WEATHER MOULD, CILLS AND INTERNAL WINDOW BOARD

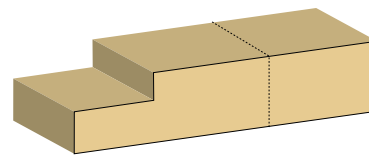


All sizes are nominal.
Please note: drawings are not to scale.

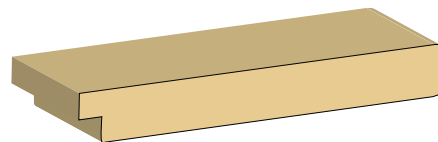
6520 Ovolo Door Frame
75mm x 115mm




6530 Dressed and Rebated
32mm to 50mm thickness, 100mm and wider



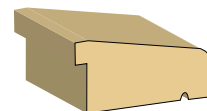
6410 Nosed and Rebated
25mm, 32mm and 38mm thickness,
150mm to 275mm width



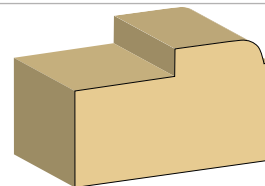
6420 Nosed
25mm, 32mm and 38mm thickness,
150mm to 275mm width



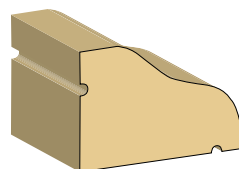
6460 Sub Cill
38mm x 75mm



6510 Door Frame
63mm x 100mm and 75mm x 115mm



6440 Hartlepool Weathermould
50mm x 75mm



WE CAN
ALSO MACHINE
SPECIAL PATTERNS
TO SUIT YOUR
REQUIREMENTS.



FELLING ONLY

Contact Sales on **0191 489 8231** or **0191 469 8743**

More than **H**ardwoods & **S**oftwoods